

INFOCUS



SANDHILLS PHOTOGRAPHY CLUB



Editor: Alison Earl, alisonspcnewsletter@gmail.com

VOL XXXIX, NUMBER 11

www.sandhillspcclub.org

NOVEMBER 2024

PRESIDENT – CAL RICE

WOW what an “Abstract” competition last month. My thanks and commendations to everyone.

Is SPC an active organization? By my count there are over 50 activities you could take part in each year. That is close to one a week. We have programs, workshops, outings, competitions, field trips and the Brunch Bunch.

For every activity there has to be an organizer as well as participants. Some positions take a modest amount of time, but others are significant. Think of the time the competition committee spends, every two months, recruiting judges, collecting the images, organizing them for the judge, organizing the results to be presented to the meeting. We cannot thank them, and the other leaders, enough.

This leads to the question, “What are you doing for the club”? You don’t have to be chairman of a committee. Talk with one of the chairman and volunteer to help with an outing, field trip or whatever your interest. We thank you for stepping up to help this vibrant organization continue to be so.

Cal Rice




Cal Rice

Next Meeting: November 11th

Treasure’s Report – Financial Report 2024

TOTAL FUNDS

	Checking	\$6,389.16
	Savings	\$4,037.33
Grand Total of all Accounts		\$10,426.49



Frank Lipski



Susan Bailey

The Properly Equipped Macro Photographer



Being a properly equipped macro photographer is not just about the equipment, but also equipping yourself with the how-to knowledge of macro photography. Mike will cover the most important equipment for macro photography, how to control depth of field, composition, and finding

character in your subjects.

Bio

Mike Moats is an international award-winning full-time pro macro photographer from Michigan. He is a Tamron Image Master, Vanguard Pro, and his articles and images have been published in many photo magazines for over 17 years. He has a Macro Photo Club online with over 2,800 members, from 28 countries. Mike teaches online workshops and speaks at photo conferences throughout the US.



<https://www.sandhillsphtoclub.org/competitions>



Mike Sassano



If you are a **new member** and you need help with entering a competition, there are two resources: the Competition Manual is on our website and offers many tips for sizing and other technical specifics; and you are welcome to email us with any questions at competitions@sandhillsphtoclub.org. We are happy to help!

2024 Remaining Events

	<u>Entries Open</u>	<u>Entries Close</u>	<u>Results Event</u>
<u>ROWS OF THINGS</u>	4pm EST	4pm EST	7pm EST
	11/9/2024	11/16/2024	12/9/2024

Photograph a number of things arranged in a line (3-year limit)

Judged via online voting by SPC members, Winners announced at the Holiday Dinner

NOTE: Mark your calendars with the dates above. Look for email reminders the week before the competition. The link for each competition will be sent to you just before the competition begins.

When you receive the email, please be sure to proceed as follows:

1. **Click on the link**
2. **Complete the form and upload your image**
3. **You must hit the SUBMIT button in order to receive a confirmation that the photo was sent to us.**

Finally, you will receive an acceptance email from us within 24-48 hours after submitting your image. If you don't receive an acceptance email within 48 hours please check your SPAM folder or contact the committee.

War Horse Event

at the Carolina Horse Park

Includes: Cross Country, Show Jumping, and Dressage

Saturday, Nov 9

Meet at 10:00

2814 Montrose Rd, Raeford, NC 28376

We will plan to go to lunch afterwards, and I am open to suggestions for a restaurant in the Raeford area.



FIELD TRIPS - DEB CASTLE



Deb Castle





Do YOU know
someone who came in
1st Place
in the NC State Fair 2024
Amateur Photography
Competition????

I DO.....
our very own

DALE JENNINGS

Luckily Neva Scheve was at the fair and saw that Dale won 1st place! When she told me, I contacted Dale, asked for some background and a copy of her winning shot! This is what she gave me. ~ *Alison*

The challenge and goal for me was to change settings on the fly in a situation where light is changing, and action is unpredictable. I lean toward taking photos in a static setting, not of people or fast-moving objects. I study up on situations to prepare, because I'm not too nimble in the field. Rodeos use LED lights up on poles, or overhead LED's indoors and they can cause flickering and banding. If the rodeo has professional photographers selling their photos, access can be limited, denied or unwelcome. If Carthage has a rodeo in 2025, that would be a great venue to try your hand!

I entered the Amateur Class for the State Fair and there were 100's of entries from across the state. Placing and especially winning were a shot in the dark, literally!

My Equipment and settings:

Canon EOS R6
mirrorless
camera

Canon RF 70-
200 f 2.8 lens

Mode: Shutter
Priority

Shutter
Speed: 1/800
second

ISO: 12800



Congratulations, DALE!!!!!!!

Membership – Mei Kei McDowell

Hello Friends! Outside my windows, I can see a gorgeous yellow, orange, and brown confetti of leaves all over the deciduous tree branches and the grounds around them. I can see the evergreen pine needles of our many, many coniferous varieties under which a blanket of orange pine straw stretches out beckoning a sunny October day nap! What a beautiful state we live in, especially as Autumn comes around! I imagine you are all clicking and switching those camera buttons and functions to capture these serene scenes. I also know we have several members currently traveling abroad capturing all sorts of seasons and sights, though. Wherever you may be: keep looking around you and keep snapping away and, if you would be so kind, keep sharing how the world looks through your eyes and lenses! We are so happy to connect with each other through our photography!



Mei Kei McDowell

*** MEMBERSHIP COMMITTEE CHAIRPERSON POSITION OPENING ***

We are currently in the process of determining a replacement for me as Membership Committee Chairperson for the 2025 year (and beyond, hopefully!). Club members may reference back to a club-wide email from Alison Earl titled “SPC Membership Committee Chairperson Position Opening” for details. At this time, we have had a fellow member share her interest in the position recently and are looking forward to taking next steps.

Please note: If you are interested in getting more involved in our Sandhills Photography Club at any time, please let a board member know — with extra helping hands, we look to offer more activities and events for all of us to enjoy!

Membership: Our Sandhills Photography Club has grown this year to a total of 124 members so far, consisting of 92 individuals, 30 family members, and 2 honorary members.

Welcome New Members: Kate Annett-Hitchcock — we are so happy to have you join our club officially! We warmly welcome you back to the states in the meantime! For those of you who have not had a chance to reach out to chat with Kate, she had initially attended a couple of our meetings and had every intention of joining us after a trip to England for a few months. She began her outreach as an “absolute beginner” and the kinds of feedback our judges were providing in competitions she witnessed was giving her exactly the information she needed to continue exploring photography as an expressive medium. Technical info and postproduction issues are an interest of hers as she journeys along. (Per a recent board meeting, I am happy to say that we will be soon offering workshops organized to address these very topics, Kate!)

Whenever you see our new members at the Ball Center, luncheons, outings, or events, please greet them and give them a warm welcome to our Sandhills Photo Club! Many of us join for the “camera-derie” our club offers so please do not hesitate to make those connections as we share our love and interests for photography!

~ Continued Next Page ~

Membership, continued:

Last Meeting's Attendance

At our October meeting, we had again 58 members in attendance as well as 2 guests! While about 18 members joined us via Zoom, 38 members joined us in-person at the Sandhills Horticultural Gardens Center, and 2 guests checked in in-person as well.

Additionally, in attendance to lend his professional photographer's eye to our Abstract competition photos, Charles Needle joined us to offer special remarks about each and every image offered in our October slate. With the help of Dennis Snipes (Yay! You're back!) and our friend and fellow member Josh Simpson running the technology, we again we successfully launched another set of Zoom and in-person communications for an educational, interactive meeting experience!

Membership Directory

Our Membership committee has met recently and continues to request a few photographs from current members to update our password-protected Membership Directory. Since we had several new members in the last few months join us, please look out for reminders from Membership Committee member Patti Cifelli toward updating your profile with us. If you have not yet provided your photograph, please forward your selected one to John German at website@sandhillsphtoclub.org and he will gladly integrate your chosen photo in your profile on our Membership Directory page.

Mei Kei McDowell

SANDHILLS PHOTOGRAPHY CLUB

IT'S TIME TO RENEW YOUR MEMBERSHIP FOR 2025!

- Family Membership- \$75
- Individual Membership - \$55
- Student Membership - \$20

Don't
FORGET!

There are 2 basic ways to pay your renewal dues:

- Mail a check to:

Sandhills Photo Club
P O Box 763
Southern Pines, NC 28388

Or

- Pay by Paypal which is a convenience– go to our website www.SandhillsPhotoClub.org and (on the homepage) click MEMBERSHIP, and then the link PAY MEMBERSHIP DUES. The website pages will instruct you.

Any questions, please contact: membership@sandhillsphtoclub.org





John German

SANDHILLS PHOTOGRAPHY CLUB'S WEBSITE

WWW.SANDHILLSPHOTOCLUB.ORG

Website Notes for November 2024:

*This month's featured member's website on the club website is **John German**. Click his name to view his website or the link to his website on our website homepage.*

Club Directory

*You may view the club directory at: **Club Directory**. You will need the password from Alison's Upcoming Page sent in conjunction with this newsletter. If you would like to have your photo added to the directory, or change the one in the gallery, just send a favorite to me at **John German**. I will add it to the gallery.*

Member Galleries

Members who would like a personal gallery should let me know at **website@sandhillsphotoclub.org**, and I will send an upload link for their use. See the website "Member Galleries" page for instructions on sizing, etc. **This link will continue to work but if you wish to change images, I must delete the old ones. You can upload at will. If you have lost your link, just let me know and I will resend it to you.**

Member Websites

If you have a personal website, please let me know and I can provide a link on the "Member's Galleries" page for you. Please view the member's websites & galleries on this tab on the club website.

Thank you,

John German

*PS: Please email any errors that you may notice on the website. I will correct them as soon as possible. **website@sandhillsphotoclub.org***



Jo Ann Sluder



PLEASE JOIN US
FOR
Sandhills Photography Club's
HOLIDAY DINNER @ 6 PM
MONDAY, DECEMBER 9TH
at the
PINEWILD COUNTRY CLUB

Sandhills Photography Club Holiday Dinner

Social Hour 6:00pm
Cash Bar
Cheese & Vegetable Crudité Display
w/Ranch Dipping Sauce & Gourmet Crackers

Buffet Dinner 7:00pm
Pinewild House Salad Bar
Rolls & Butter

Char-Grilled Atlantic Salmon with Lemon Caper Cream Sauce & Baby Shrimp	Roast Eye of Round Beef (MR) Carved to Order w/Au Jus & Sour Cream Horseradish Sauce
Vegetable Medley Assorted Desserts	Roasted New Potatoes Coffee & Tea

\$40.95 per person by Cash/Check; \$43.00 thru PayPal on Website



WE'LL
MEET

YOU
THERE!!

During our Holiday Dinner we will have:

- Our THINGS IN A ROWS Competition Results
- Stoffel Awards Presented
- Installation of 2025 Officers
- Outstanding success in our competitions Award
- The Bonny Henderson Award for a person who had made outstanding contributions to the Club

To RSVP for this SPC Holiday Dinner for Members and your Guest:

- Please use our website link:
<https://www.sandhillsphtoclub.org/pay-for-holiday-dinner>
\$43.00 due to PayPal costs
- OR • Mail check (\$40.95) with names attending to:
Sandhills Photo Club
PO Box 763
Southern Pines, NC 28388
- OR • Bring check/cash with names attending to SPC Meeting
on November 11th

We hope to see you and your guest!



Street Photography Results

- Aberdeen
- Pinehurst
- Sanford
- Southern Pines

W I N N I N G S



Aberdeen Weighing Nails Lana Rebert



Pinehurst Service with a Smile Sheri Dutton




Southern Pines Ready for Fall Jo Ann Sluder



Sanford Ring of Fire Neva Scheve




Winners from the ABSTRACT Competition share their secrets!



T1-1ST-DONNA SASSANO PAINTED HILLS


Painted Hills is one of the "7 Wonders of Oregon". Beautiful, colorful hills that are part of the John Day Fossil Beds National Monument. Photo was taken June 8, 2024, with my Nikon D850/24-120mm lens; aperture f/16; shutter 1/60.

**Donna moves to Tier 2 now!!!
Congratulations!**



T1-2ND-JOSHUA SIMPSON- ACCRETION DISK

My image was done with cotton balls, a split wood ball, and a soda bottle cap. I placed them on a small platform I could spin and did a 13 second exposure under UV light.



. T1-3RD-TOM SCHEVE WATER COLORS

We were having dinner at a waterfront restaurant in Beaufort, NC when I noticed the colorful reflections in the water by the dock. I thought my cell phone would be able to take a nice capture, so I took the shot.



T2-1ST-CATHY LOCKLEAR- WORKING LUNCH

The photo was taken (with my cellphone) outside the Drum & Quill restaurant in Pinehurst village. A gentleman was sitting at a table with his laptop. I snapped the photo from behind him through the thick plastic. I then used Snapseed photo app using tools and perspective to manipulate the image to something I felt was interesting.

Also, I shot the image twice. The first, I found a bit uninteresting. But when I shot through the plastic, I was more intrigued and decided I might have something I could work with.


T2-2ND-CAL RICE TULIP HEAVEN

Tulip Heaven is basically a photoshop technique. I think it works best starting with an image that has oblique lines. In PS use transform to place the image in one quarter of the image area, for example upper right. Then flip it (for example, horizontally), then flip all of it vertically so you have the original picture repeated in each quadrant (with different orientations).



T2-3RD-SUSAN BAILEY ZANY ZINNIAS

I used the multiple exposure feature to blend several images together having some focused close and others wide angle. It is further refined using Photoshop to fill in any blank spaces.



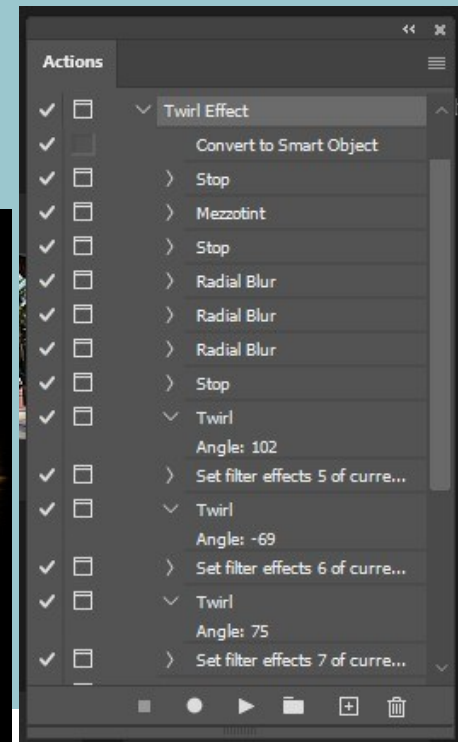


T3-1ST-GISELA DANIELSON-COSMIC WARFARE

My image "Cosmic Warfare" was taken on 8/26/24 from my dock on Lake Auman. I used my Fuji XT-5 in multiple exposure mode (ME) and, Intentional Camera Movement (ICM) starting with 2 horizontal shots and adding more exposures while angling the camera in different directions. With ME and ICM the results are totally unpredictable as it was in Cosmic Warfare.

T3-2ND-JOHN GERMAN-CARNEVALE IN QUITO


I am attaching the original image and the image after processing. It was taken last year in old town Quito, Ecuador during their Carnevale. The processing is based on a recorded action using the PS Twirl and Radial Blur filters and the subject as a smart object so you can change the filter parameters to produce the effect you like. This action is attached as a screen shot. They were celebrating with the kids using cans of foam and face painters doing their thing. There were many native costumes as well. I had to pay for my photos by being foamed and face painted, all with good humor!



T3-3RD-JIM DAVIS-RABBIT HOLE

To create this image, I photographed the arrangement of flowers. You can see a large Sunflower at the center. It is surrounded by red roses, yellow roses, white flowers and greenery with leaves that had spots of red.

I opened photo in Photoshop. I converted it to a Smart Object which preserves the original image and metadata. I then used a combination of PS Filters, I first pixelated the image with Filter-Pixelate-Mezzotint- Fine Dots-Zoom Then I used Combinations of Blur-Radial Blur and Distort-Twirl Filters to create the swirling image with black center. It was a process of experimentation and trial and error. The colors came from the location of the flowers and greenery. It was fun to try various filters in Photoshop.



End of HOW'D THEY DO THAT????
Hope you enjoyed this as much as I did.

Alison 😊



Website: www.sandhillsphtoclub.org
 Newsletter: alisonspcnewsletter@gmail.com



2024 SANDHILLS PHOTOGRAPHY CLUB BOARD AND CHAIRS

TITLE	NAME	EMAILS
President	Cal Rice	president@sandhillsphtoclub.org
Vice President	Susan Bailey	vicepresident@sandhillsphtoclub.org
Secretary	Susan Batts	secretary@sandhillsphtoclub.org
Treasurer	Frank Lipski	treasurer@sandhillsphtoclub.org
Communications	Alison Earl	communications@sandhillsphtoclub.org
Competitions	Mike Sassano	competitions@sandhillsphtoclub.org
Exhibitions	Vacant	exhibitions@sandhillsphtoclub.org
Field Trips	Deb Castle	fieldtrips@sandhillsphtoclub.org
Hospitality	Sally Mason	hospitality@sandhillsphtoclub.org
Membership	Mei Kei McDowell	membership@sandhillsphtoclub.org
PSA Rep	Dave Powers	psarep@sandhillsphtoclub.org
Ombudsperson	Neva Scheve	ombudsperson@sandhillsphtoclub.org
Outings	Cindy Murphy	outings@sandhillsphtoclub.org
Past President	Jacques Wood	pastpresident@sandhillsphtoclub.org
Programs	Susan Bailey	vicepresident@sandhillsphtoclub.org
Publicity	Hilary Koch	publicity@sandhillsphtoclub.org
Tech & Zoom	Dennis Snipes	tech@sandhillsphtoclub.org
Web Administrator	John German	website@sandhillsphtoclub.org
Workshops	Vacant	workshops@sandhillsphtoclub.org

CONTACT "IN FOCUS" EDITOR Alison Earl with any questions, concerns, ideas, submissions (including images), etc. @ alisonspcnewsletter@gmail.com

Alison Earl



Sandhills Photography Club
 P.O. Box 763, Southern Pines, NC 28388