



IN FOCUS



A Publication of
THE SANDHILLS PHOTOGRAPHY CLUB P.O. Box 763, Southern Pines, NC 28388
Enriching Our World Through Photography

VOL XXX, NUMBER 1

www.sandhillsphtoclub.org

DECEMBER 2014

UPCOMING EVENTS

NEXT MEETING January 12, 2015

NOTE: NO December meeting,
Holiday Party Instead

EXHIBITIONS

- Ongoing: Local Artists: The Pierce Gallery
- Fall: SCC Exhibition

WORKSHOPS

- February "Basic Photography Workshop"
- Mar/Apr 3rd Workshop on Lightroom - Slideshow Module

HOLIDAY PARTY

- Dec 8: Filly and Colts, Longleaf Country Club



CAROLINA BALLOON
FESTIVAL IN
STATESVILLE
BY DIANE MCCALL

**Reminder: if dues are not received by the treasurer by
12/31/14 members will be dropped from the
membership list and newsletter mailing list as of 1/1/15**

PRESIDENTS NOTES, *Jill Margeson*

Let's take a few minutes to look back on this club year. Maybe you can ask yourself if you took advantage of all that was offered:

Dave Powers provided us with 5 interesting programs: Jay Capers from Randolph College came to talk to us about the Northern Lights and time lapse methods, Joel Collins was here to share pointers on travel photography and some light room tips, Brian Osborne came from Charlotte to tell us how to use our flash and to demonstrate in a workshop at the college, and Sandy Berger, technical writer and columnist, shared her views on cell phone photos and technical changes that affect photography.



Linda Piechota kept us busy with 8 workshops: She shared basic photography tips. **Al Reeder** had great tips on photographing people and doing portraits. **Matt Smith** talked to us about pre and post processing for special effects in an entertaining workshop. A previous member, **Dave Verchick**, got us out in the gardens practicing HDR shots for his workshop. **Betty Hendrix** gave an overview of matting and framing, and **Frank Pierce** showed us his back room and his method of mat and frame. **Gisela Danielson, Neva Scheve, and I** offered a workshop on creating montages for those with an urge to post process. **Marilyn Owen** did a super job presenting an overview of Lightroom 5 panels.

Several of you enjoyed a scavenger hunt for certain captures (Dave's Church was one) in Aberdeen, with lunch and a workshop session to view what you found and see how minor changes in perspective can make a big difference in the final product. There was a recent Day Trip to the Daltons with the opportunity to photograph their pottery process and some of their chickens who were allowed out of the coop.

We took on SmugMug this year, with the help of **Hunter Rudd, Marilyn Owen, Grace Hill, and John German**. Now you can view more members' work quickly and easily. **Neva Scheve** put together some great topic assignments for skill practice and sharing in "Out and About" this year.

Were you able to join either spring or fall field trip groups? **Linda Piechota** got us to north eastern NC Dismal Swamp and Elizabeth City. Bill Bower and Tom Fagan took a group to Asheville this fall. Both groups reported having a good time. Take a few minutes to view their efforts on our website.

Grace Hill and Debra Regula secured judges for our 5 competitions, most using SmugMug, with the last winners of the online 6th competition to be announced next month.

Established last October, our two goals for this year were

1. To offer more emphasis on learning and education for growth in photo skills
2. Encourage more member involvement.

It is my view that with this busy schedule we met the first goal with a wide range of ways to build up your photo skills. At times however, we did not have the participation that we expected. So, our second goal wasn't quite as successful. Will you think back on your year with us, and when asked, give us feedback on how we could have gotten **YOU** more involved??

Thank you, members, for allowing me to be your President for this year. You are such a wonderful group of people-you made the job easier than I thought! I am a person who rather prefers working in the background, not in the "limelight". With that thought in mind, it was interesting to try something new for me, and now I am happy to turn it over to very capable **Dave Powers**.

PROGRAMS, *by Dave Powers:*

As 2014 ends, I would like to review the programs that were offered our club this past year.

- JANUARY: **JAY CAPERS**-Photos of the Northern Lights and Techniques of Time Lapse Photography
- MARCH: **SUSAN BAILEY**-Offered a critique of our submitted photos and made recommendations on possible ways to improve
- MAY: **BRIAN OSBORNE**- A program on using flash to improve our photography – followed by a workshop at the Sandhills Gardens using the techniques demonstrated in the program
- JULY: **JOEL COLLINS** - Joel offered a program on Image etouching our travel photos
- SEPTEMBER: **SANDY BERGER**- Sandy discussed the changing technology of photography
- NOVEMBER: **"FROM ROBBINS TO RUSSIA"**—A travel photo program by our members



Our November program, "From Robbins to Russia" was a great success. Many thanks to all who participated by sharing their travel experiences with the club.

At the request of club members, John German has put all the photos on the website for us to revisit the sites that were featured.

Thanks again to the members who helped make this an interesting evening.

As I complete my term as Program Chair, I want to thank everyone who attended the programs, offered technical assistance, arranged photos for the travel program, joined me for dinners with the speakers, and offered your support and encouragement during the year.

Programs for 2015 will be planned by your new **Vice President, Tom Fagan**. Please give Tom your support and suggestions for programs that you would like to have in 2015

I have enjoyed being your chair and look forward to my new role in our club for 2015.

Dave Powers

EXHIBITION PLANS, *Tom Reedy*, wreedy1@nc.rr.com:

Our exhibition at Quail Haven Village is on-going and will conclude around December 15. Thank you to all who are participating. The staff at Quail Haven Village has received many compliments from the residents about the beauty of all the photographs.

I do not have anything new to report on the Double Takes exhibition for 2015. Thank you to all who submitted your photography. I will let you know when the online portfolio appears on the Eye Candy Gallery website.



WORKSHOPS, by Linda Piechota:

2015 Workshops:

- "Basic Photography Workshop" to be presented by Linda Piechota in February at Sandhills Community College Horticulture Welcome Center. The date hasn't been set yet but will be announced in the January newsletter and a signup sheet will be available at the January meeting.

The workshop will introduce those relatively new to photography basic information and examples of how to achieve good Exposure, Focus and Composition, a generic "How To" for finding and using camera controls, and some of the most used Photography Terms. Weather permitting, the group will go into the Sandhills Gardens for a hands-on lesson using the new information discussed in the workshop and will view some of the photos afterward.

- The third Lightroom Workshop by Marilyn Owen will be on the Slideshow module, to be scheduled for March or April. More details will follow as they become available.



ROCKY MOUNTAIN SCHOOL OF PHOTOGRAPHY WILL BE IN RALEIGH April 11 and 12, 2015

Some of our members are already signing up. Why don't you too? Members who have attended in the past highly recommend taking some of their classes. The classes are well done and it's so nice to have them a short drive away. The more people we know there, the merrier! Think about these details:

- Location:** Hampton Inn and Suites-Durham Airport/Brier Creek, 8021 Arco Corp. Drive, Raleigh; 919-484-0500
- Classes:** www.rmisp.com/weekends - clicking on *Schedule and Courses* will describe classes and schedules to be offered.
- Who Attends:** Class content is suitable for beginner through intermediate amateur
- Group Code:** **CC0815** because you belong to a camera club and qualify for group pricing.
- Cost:** Cost would be discounted \$20 for 2 days, \$10 for one day. \$139 per person for both days, \$99 for one day. If you have taken a class from Rocky Mountain before, you will get a discount of \$30 per day/\$60 for two days.
- Register:** Call (800) 394-7677 to register by phone or register online at <https://www.rmisp.com/weekends/2015-raleighdurham-north-carolina/>
- Questions:** Phone: 800-394-7677 rmisp@rmisp.com www.rmisp.com

MEMBERSHIP NEWS, *Judy Nappi*:

It's that time of year again! Time for members to renew their club membership either by mailing them to our Treasurer, Joanne Lentz, or by bringing them to a meeting.

As of the November meeting there were 113 paid memberships and 4 honorary memberships. Our newest member is **Steve Hoadley**. Please look for Steve at the next meeting and make him welcome.

Wishing you all a safe and happy holiday season!



TREASURER'S REPORT - *Joanne Lentz*

FINANCIAL REPORT as of October 31, 2014

| | |
|---|--------------------|
| STARTING BALANCE (SEPTEMBER 30, 2014) | \$ 3,124.13 |
| EXPENSES | \$ 90.50 |
| RECEIPTS | \$ 775.03 |
| ENDING CHECKING BALANCE (OCTOBER 31, 2014) | \$ 3,808.66 |
| <u>SAVINGS ACCOUNT</u> | |
| STARTING BALANCE (SEPTEMBER 30, 2014) | \$ 4,882.98 |
| INTEREST | \$ 0.12 |
| ENDING SAVINGS BALANCE (OCTOBER 31, 2014) | \$ 4,883.10 |
| TOTAL FUNDS (OCTOBER 31, 2014) | \$ 8,691.76 |

A NOTE FROM AL REEDER:



Here is the updated link to the **2014 MEMBERS** book. Please click on the link below and then click on the SPC logo and then use your arrow keys. *Enjoy, Al*


<http://al-r.smugmug.com/SPC-2014-Book/>



2015 DUES ARE DUE!

Dues for 2015 remain at:

- \$20 for students
- \$45 for a single membership
- \$60 for a family membership



Members that have joined during the last quarter of the year are paid through to December 2015.

Dues can be brought to the membership table before a meeting or mailed to our Treasurer:

Joanne Lentz
6117 Seven Lakes West
West End, NC 27376

WANTED/NEEDED/HELP

Does anyone have a slide 35mm scanner which I could either rent, borrow or buy???

Jean Sundstrom 235-3727, Email: jksundstrom@aol.com



HINTS, by Bill Sheppard

There are a lot of places to go for fall and winter shots (Squires Pub is not the kind of shots you want to take with your camera). Also it is time to get to know your equipment better. Have you really read your book (I know the print is small). They print a larger book you can get at a camera store or book store that is dedicated to your camera...get one and check out all of the things on your new or old camera. The fall and winter is a good time to get shots of reflections on water with the CHRISTMAS season lights and decorations everywhere. It's a good time to check out your still shots and to see what your FILTERS or SPECIAL ATTACHMENTS you have or want to try out. If you don't have the ones you want to check out, BORROW one from a friend or club member and see if it does what you want before you spend money on something you might never use (some of them are expensive) or you can go to the camera shop and try them out there. Sometimes they have twice owned ones (gusto call them used - you can try out and see if you get the affect you want). You can also put a notice in the club paper and see if anyone has what you are looking for. Several club members have camera stuff for sell (check with Linda Piechota and see what she has for sale.

Bill Sheppard



MERRY CHRISTMAS AND A HAPPY NEW YEAR TO ALL
IN GOD WE TRUST!!!

Bill

2014 COMPETITIONS, *Debbie Regula and Grace Hill*

This is our last newsletter to members from the 2014 Competition Committee. It's been a good year for the four of us, **Grace Hill, Debbie Regula, Bill Matthews** and **Wendell Dance**. We did our very best to run the competitions smoothly, find the best judges, help members with submissions and problems, enforce the rules and be fair to all competitors. It was a busy and gratifying year for the committee. We hope members were happy with the 2014 year of competitions. It was a lot of work but definitely worth the time and effort we put into it. The committee along with a huge time consuming effort by **Grace Hill**, revised the Club's Competition Manual this year, quite an accomplishment! Members are encouraged to refer to it before competitions. It is on the Club's website.



The quality of photography in our club improves with every year. We should all be proud of the high level of artistry and skills displayed by our members, from the beginners who seek to improve their photographic skills, to our more experienced members, who were once beginners themselves. Our club offers an amazing opportunity to learn, improve and share our love of photography with those who share the same interests. How fortunate for us to have found a club like ours!

We would like to thank all the members who entered the competitions, especially the new people who jumped in feet first and gave it a try. Thank you to all the members who attended the competitions. We hope the experience was helpful and educational. We urge more new members to participate in the competitions next year.

A special thank you to **John German** who put all the photos from the competitions on our Club's site at SmugMug, made changes to information and listed competition topics and rules on our Club's website. Also, a big thank you to **Alison Earl** who puts together our Club's outstanding Newsletter and makes sure the winning entries for each competition are given the recognition they deserve.

We will see you at the Club Christmas Dinner where our committee's last hurrahs will be the slideshow of winners of the online "Animals in the Zoo" competition. The awarding of the year end Stoffel Awards for Class A and B and the slideshows of all the winning entries from each competition from this past year. **Grace Hill** has worked diligently on the slideshows, so don't miss the dinner, it will be fun!

We wish the best for the new Competition Committee who are taking the reins for 2015!

2015 Competitions topics and meeting dates (descriptions and rules can be found on the Club's website under competitions at: www.sandhillsphtoclub.org):

- Winter: February 9, 2015
- Flowers: April 13, 2015
- Golf: June 8, 2015
- Close Up: CREATIVE: August 10, 2015
- Farm Animals: October 12, 2015
- Christmas: December 14, 2015

We all wish you a Very Merry Christmas and a Happy New Year plus a great 2015 for taking photos!

Thanks for all of your kind words this year, it is nice to have our efforts appreciated.

Sincerely, Debbie Regula, Grace Hill, Bill Matthews and Wendell Dance

FAVORITE 2 IMAGES EACH FROM THE PHOTOGRAPHERS THAT SUBMITTED TO NOVEMBERS PRESENTATION

(NOTE: Missing Chris Christiansen , Gisela Danielson, and Pat Murray's 2 picks
All images can be seen on the SPC website: <http://www.sandhillsphtoclub.org/>)



Beth Bennington - Cassis



Beth Bennington – Morning Bouzigues



Jim Davis - Jenny Lake



Jim Davis - Mormon Choir



Scott Duvall - Abu Simbel Temple Egypt



Scott Duvall - Galerie Lafayette Dept Store Paris



John German - Jennifer in Costa Rica



John German - Wolfpackers in Costa Rica



Chuck Kersey - Falls at Columbia River Gorge



Chuck Kersey - Mount McKinley Alaska



Gene Lentz - Santa Elena Canyon



Gene Lentz - Lake Beauvent Jasper National Park



Jill Margeson - Barrow Alaska Sign



Jill Margeson - Seal Kill in Barrow, Alaska



Diane McCall - Iceberg off Greenland



Diane McCall - Grass Roofs on Faroe Island



Joe Owen - Chicago Under The Bean



Joe Owen - St Thomas USVI - Iguana



Dave Powers - Rome



Dave Powers - Rome



Tobe Saskor - Iceland Stream



Tobe Saskor - Iceland Sunset Blue Flowers



Neva K Scheve - Dolphin Research Center



Neva K Scheve - Key West, Higgs Beach



Jim Smith – Korcula Isle Croatia



Jim Smith - Matterhorn



Jean Sundstrom - The Grand Tetons, Jackson Hole, WY



Jean Sundstrom - The Spectacular Canadian Rockies
Near Banff, Canada

A TREAT NOW AVAILABLE ON OUR WEBSITE - *ROVING REPORTER*

Every once in a while I have to look up some photography terms. Maybe you do too. Things like: *anti aliasing, APS-C sensor, Adobe RGB/sRGB, AWB, bulb setting, blown out...*those are just the a's and b's. We now have one of the best, easiest to understand listing of photo terms - with many diagrams and pictures included: www.sandhillsphtoclub.org . Select "**Education**" on our home page. Select under Basics of Photography – **The Treat/Photographic Terms with Illustrations by Shutterfly**. There's "*golden hour*", and "*gels*", etc.!

INTERNATIONAL CENTER OF PHOTOGRAPHY, *SUBMITTED BY DIANE MCCALL*

If any of you visit New York City during the holidays, check out the black and white exhibit at the International Center of Photography on 6th Avenue (Avenue of the Americas) and 43rd St. The photographer is Sebastiao Salgado and the exhibit is entitled Genesis. It is a long term series of photos taken by this Brazilian photographer focusing on global issues, the environment and climate change. It includes landscapes, wildlife, seascapes and indigenous people. His work is wonderful and the presentation in black and white makes it really special. The exhibit runs through January 11, 2015 and is well worth the visit.

HANDY, LIGHT, INEXPENSIVE CAMERA EQUIPMENT *by Jill Margeson*

CNPA's *Camera in the Wild* magazine had an article by Cindy Landrum in the 2013 issue. An experienced macro photographer, Cindy shared what she carried in her camera bag into the field. Every day items, lightweight, and inexpensive, I've wished at times for these in my bag:

- Tweezers – to get rid of natural trash like pine needles or ugly leaves in the way without moving other things in the scene. She has a needle nose tweezers and a pair with rounded nose in a plastic travel case
- Cuticle scissors –for trimming a stray blade of grass or weed out of the image
- Cosmetic brushes-use to brush debris off flowers or other plants; No harm to plant-couple different sizes
- Electrician's wire hook- "One of the handiest tools," Cindy writes. Looks like a pen with a hook on one end. Telescopes out to about 3 feet. She can gently move unwanted vegetation out of the way. \$15
- Spray bottle- replicate morning dew or heavy rain. (I have mine sealed in a plastic bag)
- Tomato stakes and Alligator clips-if you can't isolate the background through aperture, focal length, or moving, use your own background. Print on canvas some out-of-focus greenery. Unroll the canvas (or print on fabric) and attach it to the tomato stakes with the alligator clips.

I usually have a couple clothespins and a piece of string to tie a branch out of the way if necessary.

ARMCHAIR TRAVELS WITH SPC FOR NOV. 10 PROGRAM - *ROVING REPORTER*

What an economical way to travel...in the comfort of O'Neal auditorium and through the lens' of our fellow members! We started in Robbins, NC, then "flew" off to Rome, Mt Rushmore, Barrow Alaska, Costa Rica, France, Canadian Rockies, Galapagos, Egypt, Key West, several stunning national parks, Bodie and Bristol Cone Pines, cold places like Iceland, Texas, Ireland, Buffalo, Chicago, St. Thomas, more parks, Dubroviik, Istanbul, Korcula, Matterhorn.

Thank you to the 17 adventurers who shared their trips with us. It was a pleasure and when the lights came on, I didn't see anyone snoozing!

If you want to travel again, it is easy to take a second look at the pictures on our website. www.sandhillsphtoclub.org You'll see a button under the Home Page picture- "**View Member Travel Photos**". Click on that and off you go!

WAY TO GO NEVA SCHEVE!! *BY ROVING REPORTER*

Do you get the *Wildlife in North Carolina Magazine* from the North Carolina Wildlife Resources Commission? Check out the January/February issue to see **Neva Scheve's** "Twins" photo (two fawns in the grass-one with facing us and the back of the head of the other). Neva received 2nd place in the *mammals* category. Prints will be exhibited at the Museum of Natural Sciences and at other science museums and wildlife education centers across the state in 2015.



And Neva has another award winning shot! She earned a first honorable mention at the Carolina Artist's Gallery in Morehead City in a judged show of 2 and 3 dimensional work. The photo is titled "Best Friend's Wedding".



"I was really pleased to get this award because it wasn't just photography, but all kinds of art and there were 58 entries," Neva told us. With only five awards given, her honorable mention was a fourth place.



HONORARY MEMBER STATUS AWARDED

I am happy to announce that **Alison Earl**, our "*In Focus*" newsletter editor, has been awarded **Honorary Member** status in the Sandhills Photography Club. Each month she has been faithfully producing a beautiful newsletter for us, getting it out in a timely manner, even with articles sent in at the last minute. Maybe you remember that in the PSA club newsletter competition, ours narrowly missed an honorable mention. Alison has been implementing the PSA suggestions we received.

Here is Alison's reply upon hearing news that she is now an Honorary Member:

"This news totally took me by surprise and I am deeply honored. The Sandhills Photography Club is very dear to my heart, and it is one of the biggest things I miss about no longer living in the Sandhills. I love doing the newsletter and seeing all the wonderful things you've accomplished... Again, thank you and the Board for this very unexpected decision! I am very honored and pleased. Thank you all for what you do!"

We were sad to see her move to Myrtle Beach about 3 years ago. Alison had been active here with club positions and she taught computer classes at SCC, with several of our members a part of her classes. She has been a paying member all these years, but not able to attend meetings and outings, living 3 hours away. The board feels she deserves Honorary Status along with our other Honorary members.

We are also thrilled to have her as our editor through 2015. We are proud of the wonderful work she does for us. Congratulations Alison!

DAY TRIP – DALTONS POTTERY – *JILL MARGESON*

Six members spent an enjoyable couple of hours on Nov. 4 learning about and photographing pottery, from a lump of clay, to finished and on the shelf for display.

Members **Jim and Linda Dalton** were most gracious hosts, and made it easy for us to photograph in their pottery barn and around the wooded grounds. We got a glimpse of watching the clay spin into shape on the wheel, and we saw the horsehair sizzle to create interesting designs. The chickens and rooster were let out of their coop, and eventually they settled down to some serious pecking so we could get their pictures.

All 8 of us then took a short ride over to PickinPig for some pulled pork and more talking. The day was beautiful enough to sit outside and watch the planes as we ate.

Sorry if you missed our gathering. We hope to have other nearby destinations for you next year. You are welcome to go to our club website, www.sandhillsphtoclub.org and view some of our captures: From the home page, click on “Education”, click on “day trips” on the pull down.



RECIPE

RECIPES, SUBMITTED BY *BILL SHEPPARD*

CHEESE BALL (SANDRA SHEPPARD'S RECIPE)

- 8 oz. block of Cream Cheese, or good Goat Cheese
- 8 oz. of Sharp Cheddar Cheese
- 8 oz. of Mild or Medium Cheddar Cheese
- 1 To 2 teaspoons of Worcestershire sauce
- 6 To 8 large cloves of garlic
- 2 Jalapeno peppers

Set out cheese and let it get to room temperature. Peel garlic and chop or mash. Cut stem off the pepper (if you want it to be hot leave the seeds and veins in pepper, if not remove them or part of them). Put garlic and pepper in food processor and chop up very fine. Put in cream cakes and run until smooth or well mixed. Take cheddar cheese and grate up small, or buy already shredded. Put everything in food processor....don't forget the Worcestershire sauce, and blend together well. Take a round bottom bowl and lay in a piece of saran wrap and let it come up the sides. Put in cheese and mash it down good so there won't be any air bubbles and set in refrigerator until it forms a hard ball. Then take it out of the saran wrap and top it with chopped nuts if wanted.

**FINAL INSTRUCTION: CALL # 9443647 AND I WILL COME OVER AND HELP YOU CHECK IT OUT
BILL**

PHOTOGRAPHY CLUB TRIP TO ASHEVILLE TRIP: *SUBMITTED BY DIANE MCCALL*

For anyone who has not yet experienced a photography club field trip, you're really missing out. Thanks to our coordinators—**Tom Fagan** and **Bill Bower**—we had a wonderful trip to the mountains. Their thorough pre-planning provided us with plenty of photo suggestions with accompanying brochures; a very nice hotel close to downtown, the Blue Ridge, and I-40. And, a get together after check in with wine and cheese got us off to a wonderful start. Meet ups at breakfast and dinner gave us a chance to compare side trips we took with recommendations as to whether they were worth the drive.



There were many popular spots to check out: the Blue Ridge Parkway in both directions; the numerous waterfalls in the area; the amazing elk in Cataloochie; Mount Mitchell (although it was totally fogged in when we tried); and interesting and eclectic Asheville itself. We went a day early and went to the Carolina Balloon Festival in Statesville and also got to a wonderful craft fair in downtown Asheville. The “graffiti art” behind the River Arts District which we found when we got slightly “lost” was amazing and well worth the unexpected side trip.

The best part of all of these trips is learning more about your fellow travelers. There just isn't time before and after the meetings and unless you participate in something like this you really miss out on a special opportunity. Even though you may have made trips to the areas we visit, there's always new things and new acquaintances to see and explore. Check out



the link on our club website to see some of the pictures from the trip. Click on upload photos, and then go to the top right and click done and you'll be able to see what's been posted, thanks to John German. Enjoy, and think about joining us next time.


ASHEVILLE

NOVEMBER SPC MEETING

Photos by Al Reeder







| 2014 SPC BOARD | |
|-----------------------|---------------------------|
| TITLE | NAME |
| President | Jill Margeson |
| Vice President | Dave Powers |
| Secretary | Marilyn Owen |
| Treasurer | Joanne Lentz |
| Past President | John German |
| Programs | Dave Powers |
| Competition | Debra Regula/Grace Hill |
| Exhibitions | Tom Reedy |
| New Member Dev. | OPEN |
| Hospitality | Bill Sheppard |
| Publicity | Kathy Green |
| Workshops | Linda Piechota |
| Technical Consultant | Bill Matthews |
| Newsletter | Alison Earl |
| Historian/Web Links | Linda Piechota |
| PSA Rep | Jill Margeson |
| Membership | Jerry Kozel |
| Website | John German |
| Club Photographer | Al Reeder |
| Field Trip Spring | Linda Piechota |
| Field Trip Fall | Bill Bower/Tom Fagan |
| Wildlife Focus Group | Tom Reedy |
| Strategic Planning | Scott Duval |
| O'Neal School Liaison | Scott Duval |
| "Out and About" | Linda Piechota/Neva Sheve |

KNOW YOUR BOARD OF DIRECTORS

Jill Margeson



Dave Powers



JILL MARGESON
PRESIDENT
MARILYN OWEN
SECRETARY

DAVE POWERS
VICE PRESIDENT
JOANNE LENTZ
TREASURER




Marilyn Owen



Joanne Lentz

DIRECTORY OF MEMBER PORTRAITS

All SPC member photos throughout newsletter have been taken by Club Photographer, **Al Reeder!!** Please see our directory:



Al Reeder

NOTE: below is NOT a clickable link:

<http://al-r.smugmug.com/SPC-2014-Book/>

CONTACT "IN FOCUS"
 EDITOR Alison Earl with any questions, concerns, ideas, submissions (including images), etc. @ alisonspcnewsletter@gmail.com

Alison Earl